

# ASB- ADJUSTABLE SNIPER BUTTSTOCK IMI-Z5110



## OVERVIEW:

THE IMI DEFENSE M4 ASB ADJUSTABLE SNIPER BUTTSTOCK FEATURES ADJUSTABLE CHEEK WELD, RIGID AND ROBUST ONE-PIECE DESIGN, RUBBERIZED EXTENDABLE BUTT PAD AND EQUIPPED WITH STABILIZED POSITION HANDLE THE STOCK AT ANY POSITION FOR ENHANCED ACCURACY. THE ONE-PIECE FRAME DESIGN AND THE COMBINATION OF ALUMINUM PART MAKE IT A VERY STABLE AND HEAVY-DUTY PRODUCT, DESIGNED SPECIFICALLY FOR A SHARPSHOOTER TO INCREASE ACCURACY. EVERY FEATURE OF THE STOCK DESIGNED TO ACHIEVE THE BEST RESULTS FOR THE MARKSMAN. THE STOCK FITS A MIL-SPEC STANDARD BUFFER TUBE AND CAN BE MOUNTED WITHOUT ANY SPECIAL TOOLS. EACH ADJUSTABLE PART CAN BE ADJUSTED ON THE FIELD. IF YOU ARE LOOKING FOR A STABLE, RIGID, HIGHLY DURABLE PRODUCT THEN CHOOSE THE IMI DEFENSE ASB - ADJUSTABLE SNIPER BUTTSTOCK.

## SPECS:

HIGHT: 150 MM (0.59") - IN OPEN POSITION.  
125 MM (0.49") - IN CLOSED POSITION.  
WIDE: 41 MM (1.6").  
LENGTH: 220 MM (0.86") - IN OPEN POSITION.  
205 MM (0.8") - IN CLOSED POSITION  
WEIGHT: 550 GR.

## FEATURES:

- MADE OF A HIGH-QUALITY FIBER-REINFORCED POLYMER COMPOUND.
- AVAILABLE FOR THE MIL-SPEC TUBE.
- SLIM AND LOW PROFILE OVER-MOLDED BUTT PLATE DESIGN.
- ADJUSTABLE SHOULDER PAD FOR EXTRA COMFORT AND STABILITY.
- UNIQUE LATCH DESIGN MADE TO EXTEND THE STOCK WHILE AIMING
- RIGHT AND LEFT QD TACTICAL SLING ADAPTER PORTS.
- ADJUSTABLE CHEEK REST AND SHOULDER PAD FOR IMPROVED SUPPORT.
- AVAILABLE IN BLACK, O.D. GREEN, AND DESERT TAN, COYOTE TAN.



IMI DEFENSE

TACTICAL BY NATURE

[WWW.IMIDEFENSE.COM](http://WWW.IMIDEFENSE.COM)



# ASB- ADJUSTABLE SNIPER BUTTSTOCK IMI-Z5110



## **INSTRUCTIONS:**

### **RETRACTION:**

1. PULL THE LATCH DOWN AS SHOWN IN IMAGE 1.
2. MOVE THE STOCK ALONG THE TUBE IN THE WANTED POSITION.
3. RELEASE THE LATCH AND INSURE THE LOCK.

### **CHEEK REST CONFIGURATION (IMAGE 2):**

1. TURN THE WHEEL IN THE SHOWN DIRECTION TO LIFT THE CHEEK REST.
2. FOR CLOSING THE CHEEK REST TURN THE SHOWN WHEEL IN THE OPPOSITE DIRECTION.

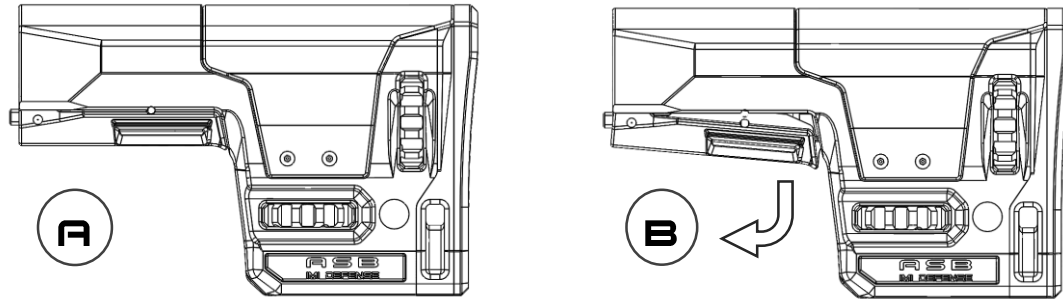
### **RETRACTION OF THE SHOULDER PAD (IMAGE 3):**

1. TURN THE WHEEL IN THE SHOWN DIRECTION.
2. FOR CLOSING THE SHOULDER PAD TURN THE SHOWN WHEEL IN THE OPPOSITE DIRECTION.

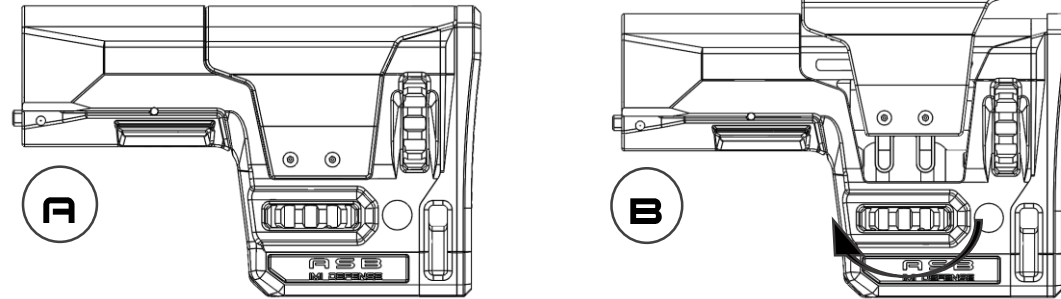
**NOTE:** DO NOT MODIFY/FIX THE STOCK BY YOURSELF, ACTIONS WITHOUT IMI DEFENSE APPROVAL MAY CANCEL THE WARRANTY AND MAY COUSE PHYSICAL INJURY.

PLEASE CONTACT IMI SUPPORT FOR ANY TROUBLE/ QUESTIONS OR VISIT OUR FACEBOOK PAGE.

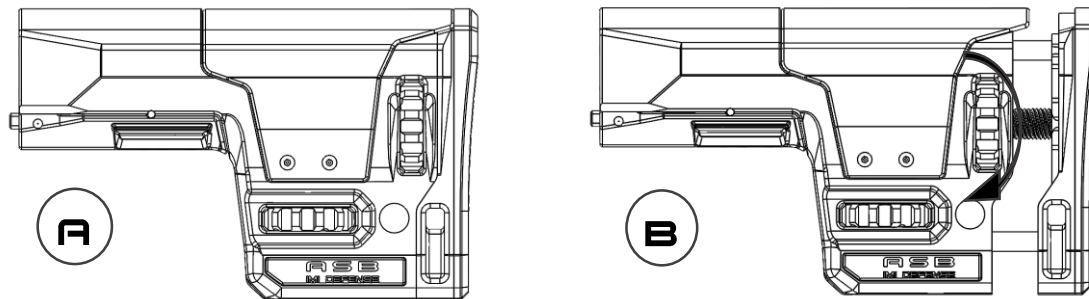
**IMAGE 1**



**IMAGE 2**



**IMAGE 3**



**IMI DEFENSE**

**TACTICAL BY NATURE**

[WWW.IMIDEFENSE.COM](http://WWW.IMIDEFENSE.COM)

